



E-District Citizen Registration Manual

A home user can apply for the E-District Services through www.assam.gov.in by following the below steps:

1. Create account in Assam State Portal by clicking on the link provided at e-District Citizen Registration



[Skip to Main Content](#) | [Skip to Navigation](#) | [Sign In](#) |


Government of ASSAM
 Official website of Government of Assam

[Home](#) | [Districts](#) | [Web Directory](#) | [RTI](#) | [Business](#) | [CSC/PFC/Home](#) | [Government Departments](#) | [Government](#) | [Online Services](#)

Government of Assam, India > Home


Sign In [Return to Full Page](#)

Email Address

Password

Remember Me

2. Provide the necessary details in the Create Account Screen. Once submitted your password will be sent to the email address provided.


Government of ASSAM
 Official website of Government of Assam

[Home](#) | [Online Services](#) | [Districts](#) | [Who is who](#) | [Government Departments](#) | [Web Directory](#) | [RTI](#) | [Business](#) | [CSC/PFC](#)

Government of Assam, India > Home

Create Account [Return to Full Page](#)

First Name (Required)
Middle Name
Last Name (Required)

Screen Name (Required)
Email Address (Required)
Gender

Birthday
Mobile Number



Text Verification (Required)

3. After Successful Registration, login to the portal using your email address and password.

[Skip to Main Content](#) | [Skip to Navigation](#) | [Sign In](#) |


Government of ASSAM
 Official website of Government of Assam

[Home](#) | [Districts](#) | [Web Directory](#) | [RTI](#) | [Business](#) | [CSC/PFC/Home](#) | [Government Departments](#) | [Government](#) | [Online Services](#)

Government of Assam, India > Home


Sign In [Return to Full Page](#)

Email Address

Password

Remember Me

4. After login, click on the link below to register for availing e-District services.



5. Fill up the Registration form for e-District Services.

Registration for e-District Services Online

Dear testamtron testamtron ,kindly enter below information.

Name * (নাম)	<input type="text" value="TESTAMTRON TESTAMTRON"/>
Address * (ঠিকানা)	<input type="text" value="ENTER THE FULL ADDRESS"/>
State * (রাজ্য)	<input type="text" value="ENTER THE STATE"/>
District * (জিলা)	<input type="text" value="ENTER THE DISTRICT"/>
Pin No. * (পিন নং)	<input type="text" value="ENTER YOUR PIN CODE"/>
Aadhar Number * (আধাৰ নম্বৰ)	<input type="text" value="ENTER YOUR AADHAR NO."/>

6. Once form is successfully submitted you will able to avial e-District services.